


Fold Second













Top flap of the envelope. This is the flap that opens and closes.

Fold First

Attach adhesive here

After attaching adhesive, fold this flap up and adhere the adhesive sides to the small flaps you just folded. Fold down the top flap and voilà! A lovely envelope

Attach adhesive here



I'M DREAMING OF A

White
Christmas

BUT IF THAT RUNS OUT
I'LL DRINK THE

Red

This
bottle had
the best
label

Want

Want

Want

Seed

Seed

Seed

Read

Read

Read

Wear

Wear

Wear

DO NOT
OPEN
UNTIL
25
DECEMBER

*tidings of
comfort and joy!*
ALSO COOKIES

*sleigh
bells
ring*

DO NOT
OPEN
UNTIL
25
DECEMBER

*tidings of
comfort and joy!*
ALSO COOKIES

*sleigh
bells
ring*

DO NOT
OPEN
UNTIL
25
DECEMBER

*tidings of
comfort and joy!*
ALSO COOKIES

*sleigh
bells
ring*

DO NOT
OPEN
UNTIL
25
DECEMBER

*tidings of
comfort and joy!*
ALSO COOKIES

*sleigh
bells
ring*



no peeking

*Get your
fat pants ready,
It's Christmas*

to:

from:



no peeking

*Get your
fat pants ready,
It's Christmas*

to:

from:



no peeking

*Get your
fat pants ready,
It's Christmas*

to:

from:





no peeking

*Get your
fat pants ready,
It's Christmas*


to:

from:


*jingle
all the
way*



*jingle
all the
way*



*jingle
all the
way*



*jingle
all the
way*

